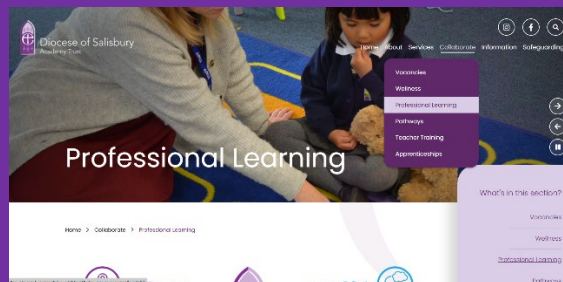


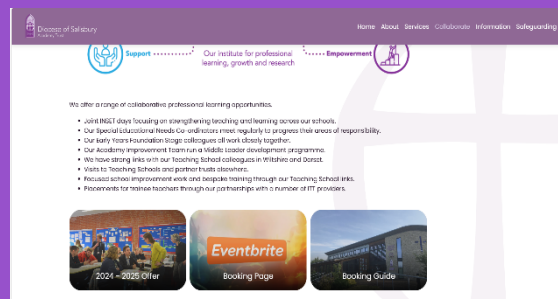



# Guide to booking onto an Eventbrite Collaborative Professional Learning Session.

1. Visit DSAT Website, select Collaboration from the top menu and scroll down to Professional Learning.  
<http://www.dsat.org.uk>



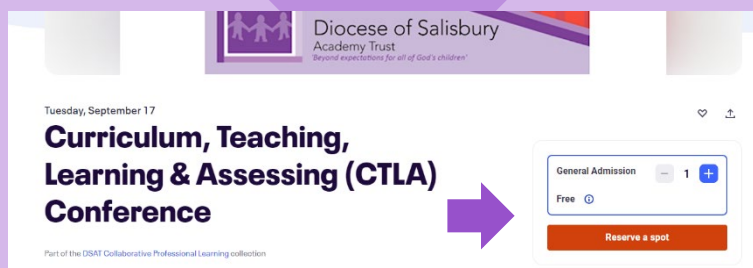
2. Click the Eventbrite booking page button



3. Scroll down to 'Events in this collection'. Choose the event you would like to attend, click the 'tile' button.



4. Read through the information. Click 'Reserve a Spot'



5. Complete the contact Information using a DSAT email address.  
You will receive a confirmation email with a 'View the event' button, click to access when ready to join your session (the Teams link is in the confirmation email for online sessions).

Time left: 15:30

**Contact information**  
Logged in as office@dsat.org.uk [Not you?](#) \* Required

First name\*  
Slohan

Last name\*  
Shaples

Email address\*  
office@dsat.org.uk

☐ Keep me updated on more events and news from this event organizer.

☐ Send me emails about the best events happening nearby or online.

By selecting Register, I agree to the [Eventbrite Terms of Service](#)

**Register**

Powered by eventbrite

**Order summary**

1 x General Admission	£0.00
Delivery 1 x eTicket	£0.00
<b>Total</b>	<b>£0.00</b>